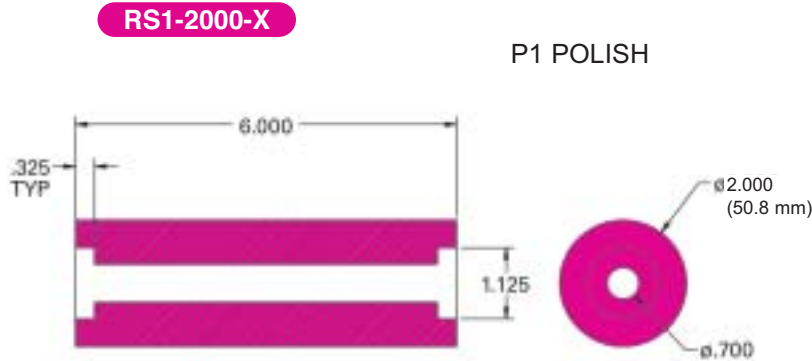
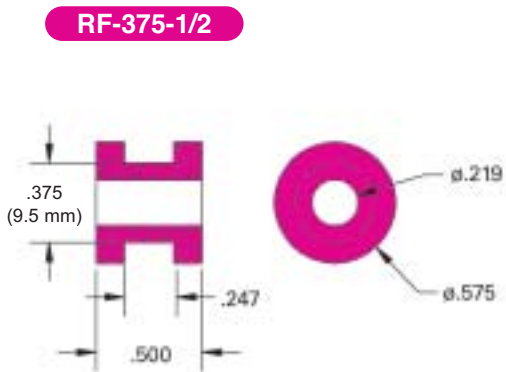
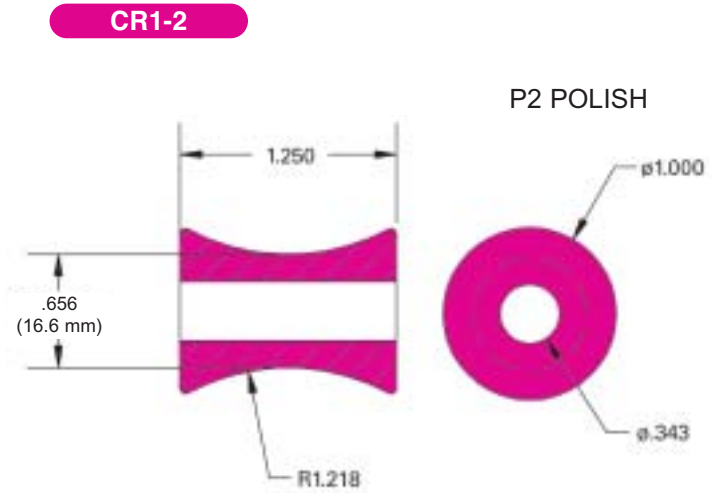
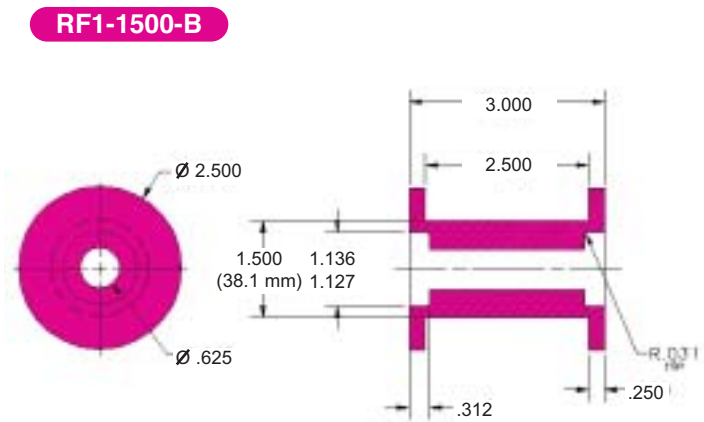


HEANIUM Rollers

Standard finish (Ra) on all surfaces is 64 μ m. Polishing to 32 μ m (**P2 Polish**) or 16 μ m (**P1 Polish**) is available.

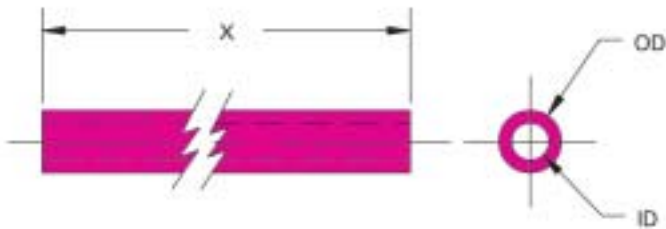
Our CNC equipment ensures repeatability of roller dimensions. Various lengths, IDs and bearings available.



HE ANIUM Tubes, Radiused Tubes, and Half Tubes

Standard size capabilities for Tubes (T), Radiused ID Tubes (RT), and Half Tubes (HT) are listed below. Finished ground dimension to higher tolerances are also available.

TUBE



RADIUSED TUBE

When ordering tubes with radiused ID s please specify one of the following:



HALF TUBE



Standard Sizes

TUBES			
OUTSIDE DIAMETER		INSIDE DIAMETER	
INCHES	MM.	INCHES	MM.
0.125	3.2	0.062	1.6
0.250	6.3	0.125	3.2
0.218	5.5	0.156	3.9
0.312	7.9	0.172	4.3
0.312	7.9	0.187	4.7
0.343	8.7	0.194	4.9
0.375	9.5	0.187	4.7
0.375	9.5	0.250	6.3
0.406	10.3	0.187	4.7
0.500	12.7	0.250	6.3
0.500	12.7	0.312	7.9
0.625	15.9	0.312	7.9
0.625	15.9	0.375	9.5
0.750	19.0	0.375	9.5
0.750	19.0	0.500	12.7
1.000	25.4	0.750	19.0

HEANIUM Rods and Pins

All rods and pins can be machined to provide side holes, flats, or other configurations to meet specific requirements. Parts can be assembled with various shanks to match mounting applications. Depending on part OD, most rods and pins can also be threaded. Additional standard and custom parts are available. Contact our **technical sales** department for more information.

Standard finish (Ra) on all surfaces is 64 μ in. Polishing to 32 μ in (**P2 Polish**) or 16 μ in (**P1 Polish**) is available.

ROD



Standard Sizes

RODS OUTSIDE DIAMETER	
INCHES	MM.
0.125	3.2
0.156	4.0
0.187	4.7
0.196	5.0
0.236	6.0
0.250	6.3
0.276	7.0
0.315	8.0
0.375	9.5
0.500	12.7

PIN



Standard Tolerances and Size Ranges for tubes, rods, and pins.

- Length: \pm .025 inches
- Inside Diameter: \pm .010 inches
- (If a minimum ID is required, tolerances are +.020 / -.0000)
- Outside Diameter: \pm .010 inches or \pm 1.5%, whichever is greater
- Straightness: .006 inch/linear inch
- Wall Thickness: .020 Min
.375 Max
- Length: .250 Min
24.000 Max